



Make Your Space™

2024 Colours **Fabrication Tips**

EMEA Technical Marketing Team

June 2024

Adhesive Colour Selection

| Sheet Colour | PRIMARY | SECONDARY |
|-------------------|--------------------|--------------------|
| ARTISTA MIST | Blue Pebble (BE) | Shadow (LS) |
| ARTISTA SAGE | Neutral (NU) | Light Green (LG) |
| CALACATTA GREIGE | Dawn Beige (DB) | Cameo White (CW) |
| CIRRUS WHITE | Cameo White (CW) | Glacier White (GW) |
| EXCAVAGE | Whisper (WH) | Trans. White (TW) |
| LAGUNA TERRAZZO | Cameo white (CW) | Dawn Beige (DB) |
| NATURAL GRAY | Natural Gray (NA) | / |
| PEPPERED TERRAZZO | Whisper (WH) | Taupe (TP) |
| STONECREST SMOKE | Glacier White (GW) | Trans. White (TW) |
| STONIQUE | Cameo White (CW) | Glacier white (GW) |

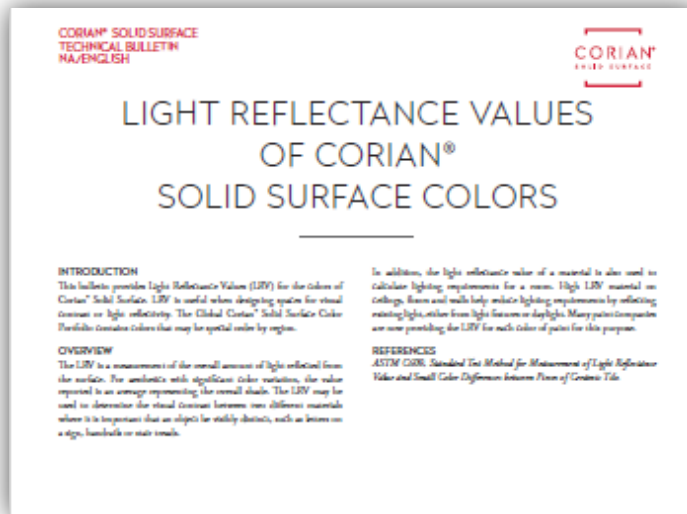
Kitchen Colour Selection

| | Kitchen Colour |
|-------------------|----------------|
| ARTISTA MIST | ✘ |
| ARTISTA SAGE | ✔ |
| CALACATTA GREIGE | ✔ |
| CIRRUS WHITE | ✔ |
| EXCAVAGE | ✔ |
| LAGUNA TERRAZZO | ✔ |
| NATURAL GRAY | ✘ |
| PEPPERED TERRAZZO | ✔ |
| STONECREST SMOKE | ✔ |
| STONIQUE | ✔ |

LRV – Light Reflective Values

| | LRV |
|-------------------|-----|
| ARTISTA SAGE | 51 |
| ARTISTA MIST | 35 |
| CALACATTA GREIGE | 73 |
| CIRRUS WHITE | 81 |
| EXCAVAGE | 53 |
| LAGUNA TERRAZZO | 67 |
| NATURAL GRAY | 28 |
| PEPPERED TERRAZZO | 51 |
| STONECREST SMOKE | 53 |
| STONIQUE | 76 |

Technical Bulletin K-25970



Reaction To Fire

Standard material meets Euroclass C,s1,d0

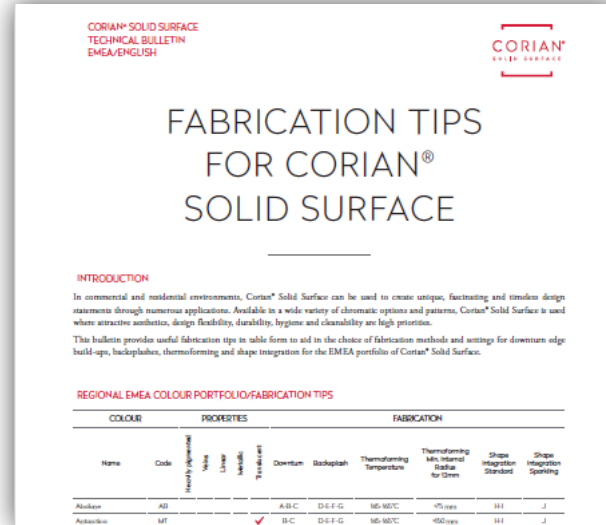
The following colours can be ordered via PDR process in FR-grade meeting Euroclass B,s1,d0

- Artista Mist
- Artista Sage
- Cirrus White
- Natural Gray

Technical bulletin

Guidance on fabrication for all colours

including **NEW 2024 Colours**



Document Lay-Out

| COLOUR | | PROPERTIES | | | | FABRICATION | | | | | | | |
|--------|------|-------------------|-------|--------|----------|-------------|----------------------------------|----------|------------|---------------------------|---|----------------------------|------------------------------|
| Name | Code | Heavily pigmented | Veins | Linear | Metallic | Translucent | Kitchen & heavy use applications | Downturn | Backsplash | Thermoforming Temperature | Thermoforming Min. internal Radius for 12mm | Shape Integration Standard | Shape Integration Fabricated |

Downturn Options



**Options A1 and A2 will provide the same result.*

***Recommended depth of the rebates for option B is 6-8 mm.*

Backsplash Options



CORIAN® SOLID SURFACE ARTISTA MIST COLOUR

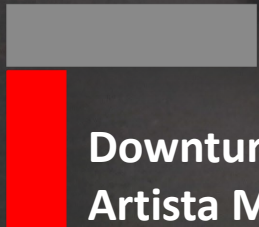
FULL SHEET



CORIAN® SOLID SURFACE ARTISTA SAGE COLOUR

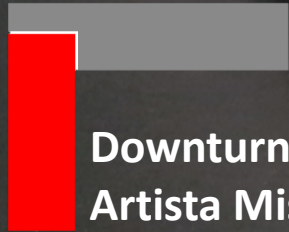
FULL SHEET







Downturn - Option A
Artista Mist



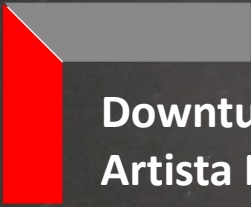


Downturn - Option B
Artista Mist





Downturn - Option C
Artista Mist



Backsplash - **Option E**
Artista Mist



Backsplash - Option F
Artista Sage



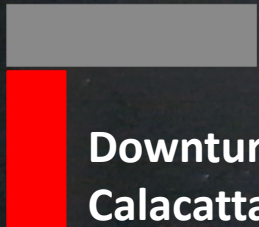
Backsplash - **Option G**
Artista Mist




CORIAN® SOLID SURFACE CALACATTA GREIGE COLOUR

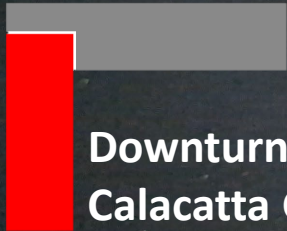
FULL SHEET






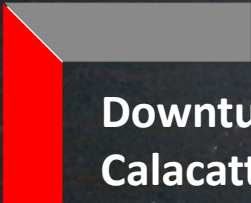
Downturn - Option A
Calacatta Greige






Downturn - Option B
Calacatta Greige






Downturn - Option C
Calacatta Greige



Backsplash - **Option E**
Calacatta Greige



Backsplash - **Option F**
Calacatta Greige



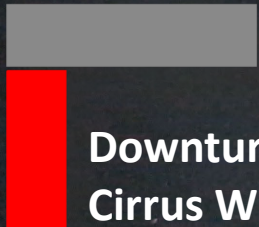

Backsplash **Option G**
Calacatta Greige



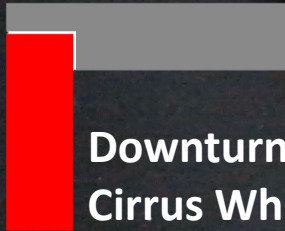

CORIAN® SOLID SURFACE CIRRUS WHITE COLOUR

FULL SHEET

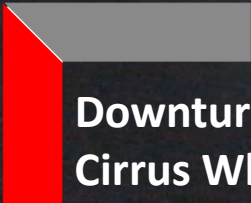





Downturn - Option A
Cirrus White



Downturn - Option B
Cirrus White



Downturn - Option C
Cirrus White

Backsplash - Option E
Cirrus white



Backsplash - **Option F**
Cirrus White



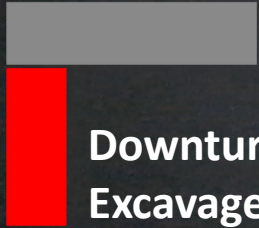
Backsplash - **Option G**
Cirrus white




CORIAN® SOLID SURFACE EXCAVAGE COLOUR

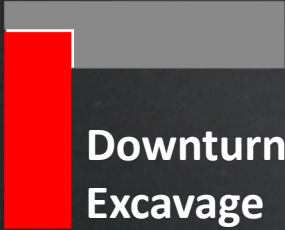
FULL SHEET






Downturn - Option A
Excavate

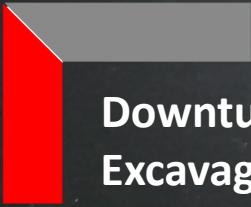




Downturn - Option B
Excavage



Downturn - Option C
Excavage



Backsplash - Option E
Excavage



Backsplash - Option F
Excavage



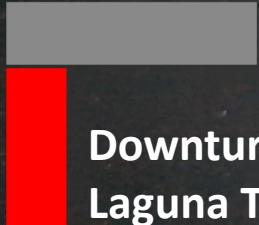
Backsplash **Option G**
Excavage



CORIAN® SOLID SURFACE LAGUNA TERRAZZO COLOUR


FULL SHEET







Downturn - **Option A**
Laguna Terrazzo






Downturn - Option B
Laguna Terrazzo





Downturn - Option C
Laguna Terrazzo

Backsplash - Option E
Laguna Terrazzo



Backsplash - Option F
Laguna Terrazzo



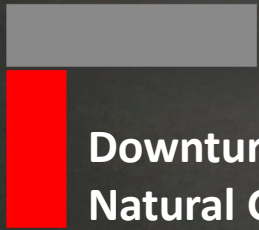
Backsplash **Option G**
Natural Gray





CORIAN® SOLID SURFACE NATURAL GRAY COLOUR

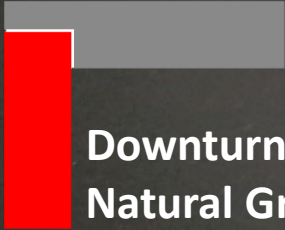

FULL SHEET



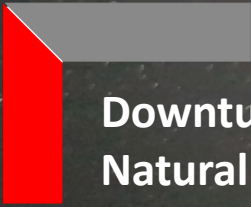


Downturn - Option A
Natural Gray







Downturn - Option B
Natural Gray



Downturn - **Option C**
Natural Gray



Backsplash - **Option E**
Natural Gray



Backsplash - **Option F**
Natural Gray



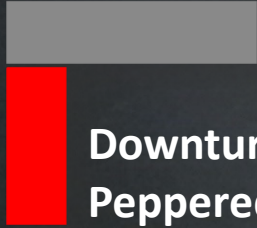
Backsplash - **Option G**
Natural Gray



CORIAN® SOLID SURFACE PEPPERED TERRAZZO COLOUR

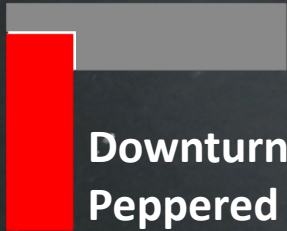
FULL SHEET






Downturn - Option A
Peppered Terrazzo






Downturn - Option B
Peppered Terrazzo






Downturn - Option C
Peppered Terrazzo


Backsplash - **Option E**
Peppered Terrazzo



Backsplash - **Option F**
Peppered Terrazzo



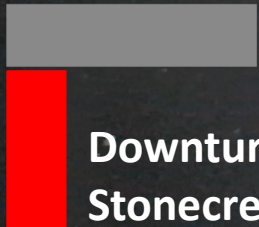
Backsplash - Option G
peppered Terrazzo



CORIAN® SOLID SURFACE STONECREST SMOKE COLOUR

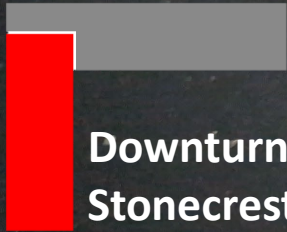
FULL SHEET





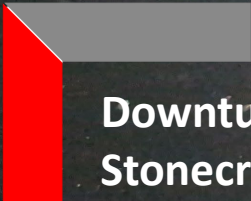

Downturn - Option A
Stonecrest Smoke






Downturn - Option B
Stonecrest Smoke





Downturn - **Option C**
Stonecrest Smoke

Backsplash - **Option E**
Stonecrest Smoke



Backsplash - **Option F**
Stonecrest smoke



Backsplash **Option G**
Stonecrest smoke



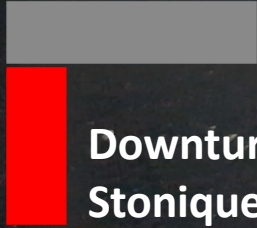
Sidesplash Option G
Stonecrest Smoke




CORIAN® SOLID SURFACE STONIQUE COLOUR

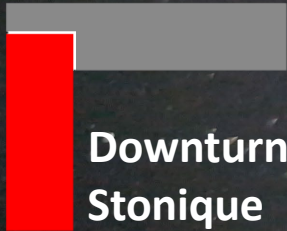
FULL SHEET



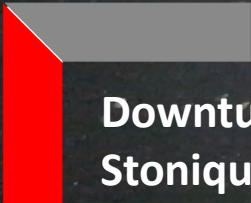


Downturn - Option A
Stonique





Downturn - Option B
Stonique



Downturn - **Option C**
Stonique

Backsplash **Option E**
Stonique



Backsplash - Option F
Stonique



Backsplash **Option G**
Stonique



Updated Technical Bulletin

Guidance on fabrication for veined colours
including **S-Joints**



Sink integration Options

SINK INTEGRATION



**Options H1 and H2 will provide the same result.*

***Recommended depth of the rebates for options I and J is 6-8 mm.*

For options I and J please pay extra care if a drainer area or grooves have to be routed on the worktop: make sure maximum depth of the drainer grooves are at least 2 mm above the rebate.

Ensure the drainer reinforcement seams tightly to the sink flange beneath the drainer.



Stonecrest
Smoke

Sink integration

Option J


5mm internal
radius


Cutting Pattern examples for veined colours

In the following pictures we'll show the sheet direction as follows

W = width of the sheet or TD transverse direction


L = Length of the sheet or MD Machine direction





Calacatta
Greige

Random S-joint




Calacatta
Greige

Random S-joint

Stonecrest Smoke

Straight joint
&
Random S-joint

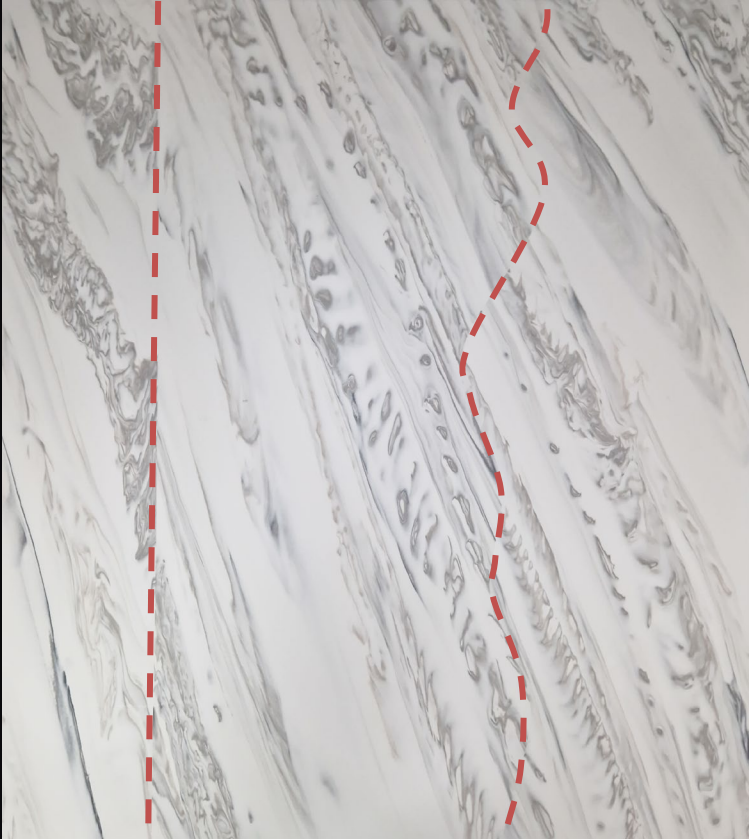
Side to side




Stonecrest Smoke

Straight joint
&
Random S-joint


Side to side





Random S-joint
/ mason seam
incl. 5mm
internal radius
in D/T corner

L-shape kitchen



Random S-joint
/ mason seam
incl. 5mm
internal radius
in D/T corner

L-shape kitchen

Technical Bulletin for directional aesthetics has been updated.

